


Full-black Aesthetic

n-type TOPCon Dual Glass Module








The module picture is for reference only



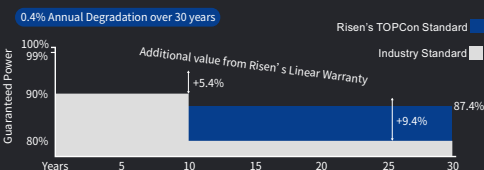
RSM108-10-430-450NDGB

KEY FEATURES

-  Full-black design with aesthetic appearance
-  Perfect for residential scenario application
-  Excellent power generation
-  Excellent anti-LID & anti-PID performance
-  Excellent temperature coefficient (Pmax): -0.29%/°C
-  Excellent weak-light performance
-  Excellent warranty assurance

LINEAR PERFORMANCE WARRANTY

25 years Product Warranty / 30 years Linear Power Warranty

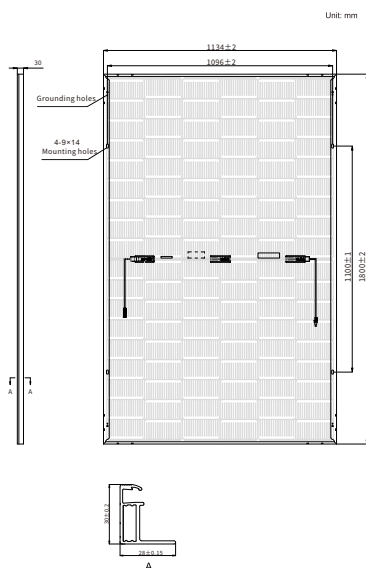


* Please check the valid version of Limited Product Warranty which is officially released by Risen Energy Co., Ltd



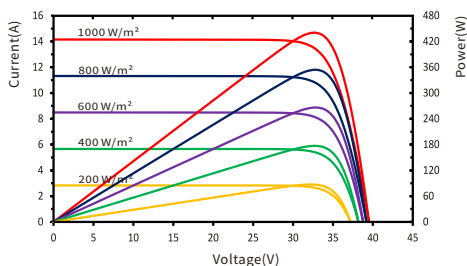
* As there are different certification requirements in different markets, please contact your local Risen Energy sales representative for the specific certificates applicable to the products in the region in which the products are to be used.

Dimensions of PV Module



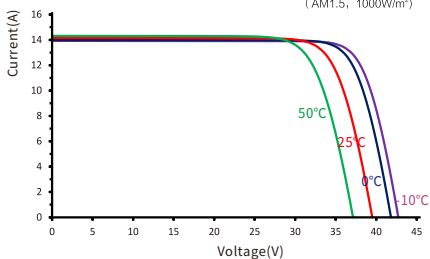
RSM108-10-440NDGB

I-V characteristics at different irradiances



I-V characteristics at different temperatures

(AM1.5, 1000W/m²)



PACKAGING CONFIGURATION

	40ft(HQ)	20ft
Number of modules per container	864	216
Number of modules per pallet	36	36
Number of pallets per container	24	6
Packaging box dimensions (LxWxH) in mm	1820×1110×1260	
Box gross weight[kg]	950	

ELECTRICAL DATA (STC)

Model Type	RSM108-10-430-450NDGB				
Rated Power in Watts-Pmax(Wp)	430	435	440	445	450
Open Circuit Voltage-Voc(V)	39.11	39.31	39.51	39.72	39.92
Short Circuit Current-Isc(A)	14.01	14.08	14.15	14.21	14.28
Maximum Power Voltage-Vmpp(V)	32.54	32.74	32.94	33.15	33.35
Maximum Power Current-Impp(A)	13.22	13.29	13.36	13.43	13.50
Module Efficiency (%) ★	21.1	21.3	21.6	21.8	22.1

STC: Irradiance 1000 W/m², Cell Temperature 25°C, Air Mass AM1.5 according to EN 60904-3.

★ Module Efficiency (%): Rounding to the nearest number

ELECTRICAL DATA (NMOT)

Model Type	RSM108-10-430-450NDGB				
Maximum Power-Pmax (Wp)	325.8	329.5	333.2	337.0	340.9
Open Circuit Voltage-Voc (V)	36.37	36.56	36.74	36.94	37.13
Short Circuit Current-Isc (A)	11.49	11.55	11.60	11.65	11.71
Maximum Power Voltage-Vmpp (V)	30.20	30.38	30.57	30.76	30.95
Maximum Power Current-Impp (A)	10.79	10.84	10.90	10.96	11.02

NMOT: Irradiance at 800 W/m², Ambient Temperature 20°C, Wind Speed 1 m/s.

MECHANICAL DATA

Solar cells	n-type TOPCon
Cell configuration	108 cells (6×9+6×9)
Module dimensions	1800×1134×30mm
Weight	25kg
Superstrate	High Transmission, Low Iron, AR Coated Heat Strengthened Glass
Substrate	Heat Strengthened Glass
Frame	Anodized Aluminium Alloy, Black
J-Box	Potted, IP68, 1500VDC, 3 Schottky by pass diodes
Cables	4.0mm², Positive(+)1200mm, Negative(-)1200mm (Connector Included), or customized length
Connector	Risen Twinsel PV-SY02, IP68

TEMPERATURE & MAXIMUM RATINGS

Nominal Module Operating Temperature (NMOT)	44°C±2°C
Temperature Coefficient of Voc	-0.25%/°C
Temperature Coefficient of Isc	0.046%/°C
Temperature Coefficient of Pmax	-0.29%/°C
Operational Temperature	-40°C~+85°C
Maximum System Voltage	1500VDC
Max Series Fuse Rating	30A
Limiting Reverse Current	30A



THE POWER OF RISING VALUE

CAUTION: READ SAFETY AND INSTALLATION INSTRUCTIONS BEFORE USING THE PRODUCT.

©2024 Risen Energy. All rights reserved. Contents included in this datasheet are subject to change without notice.

No special undertaking or warranty for the suitability of special purpose or being installed in extraordinary surroundings is granted unless as otherwise specifically committed by manufacturer in contract document.